



**Haultain Party 2025**

**SATURDAY JULY 19, 2025 3:30-9:30PM**

**ENJOY OUR NEIGHBOURHOOD TOGETHER**

## **Haultain Block Party Sponsorship Request**

### **HaultainParty.ca**

**Event Date: Saturday July 19, 2025 3:30pm – 9:30pm**

Our Set Boundaries:

Between 8th & Taylor

Between Clarence & Munroe

**But of course, no one is excluded. If you live in the surrounding area, or are friends and family of nearby residents, or have ties to the neighbourhood, don't be a stranger! Feel free to attend our Block Party - all are welcome!**

Our area includes approximately 325 homes with 55% home ownership, average home sale price of \$377k, an average personal income of \$40k/yr and an average household size of 2 people. (From Neighbourhood Profiles, Saskatoon 2019)

Our party hopes to see over 500 people attend!

**Dear Local Business,**

Thank you for servicing our great neighbourhood! We want to show our appreciation by inviting you and your staff to our First Annual Haultain Block Party which takes place on 4<sup>th</sup> St E between McKinnon and Munroe St on the 3<sup>rd</sup> Saturday of July each year.

We're also wondering if there might be any type of sponsorship you would be interested in providing for our gathering. Any and all types of sponsorship are welcome! In return, you'll receive notoriety on our website as well as in any and all emails that are sent out to party-goers.

You're also welcome to do some advertising during the event, such as hand out stickers or put up a sign or we're open to suggestions. Our party-goers will be made aware of your contributions.

If you have any questions, please don't hesitate to contact me any time.

Steve Dawe

(306) 270-1210

[info@haultainparty.ca](mailto:info@haultainparty.ca)

## **Uranium Sponsor - \$1000**

- Absolutely everything
- detailed introduction on the microphone, full mention of your contribution
- Largest, most prominent logo at the top of our website
- Largest, most, prominent logo at the bottom of any emails
- If you sign-up before July 15th - Large, prominent logo on 50 full color 11 x 17' posters that will be put on light posts in the area on July 16th and will remain up until the day after the party
- Large, prominent logo on 20 full color, 11 x 17' posters that will be displayed on light posts during the event in the main party area.
- You may put up a sign at a designated location during the event.
- You may have staff hand out promotional items during the event.
- Your staff are invited to attend and enjoy and free burger/chicken burger and drink

## **Gold - \$500**

- Large, prominent logo at the top of our website
- Large, prominent logo at the bottom of any emails
- If you sign-up before July 15th - Large, prominent logo on 50 full color 11 x 17' posters that will be put on light posts in the area on July 16th and will remain up until the day after the party
- Large, prominent logo on 20 full color, 11 x 17' posters that will be displayed on light posts during the event in the main party area.
- You may put up a small sign at a designated location during the event.
- You may have staff hand out promotional items during the event.
- Your staff are invited to attend and enjoy and free burger/chicken burger and drink

## **Silver - \$250**

- Medium-sized, logo in the footer of our website
- Medium-sized logo at the bottom of any emails
- If you sign-up before July 15th – medium-sized logo on 50 full color 11 x 17' posters that will be put on light posts in the area on July 16th and will remain up until the day after the party
- Medium-sized logo on 20 full color, 11 x 17' posters that will be displayed on light posts during the event in the main party area.
- You can put up a small sign at a designated location during the event.
- Your staff are invited to attend and enjoy and free burger/chicken burger and drink

## **Bronze - \$100 (or prizes to give out)**

- nice-sized, logo in the footer of our website
- nice -sized logo at the bottom of any emails
- If you sign-up before July 15th – nice -sized logo on 50 full color 11 x 17' posters that will be put on light posts in the area on July 16th and will remain up until the day after the party
- nice -sized logo on 20 full color, 11 x 17' posters that will be displayed on light posts during the event in the main party area.
- You can put up a small sign at a designated location during the event.
- Your staff are invited to attend and enjoy and free burger/chicken burger and drink

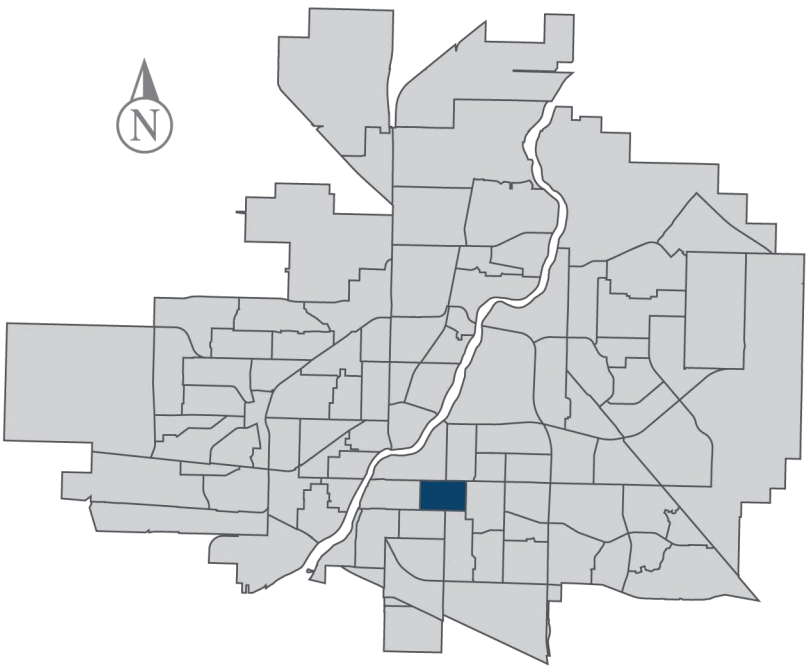
## Planned Costs

<b>Juggler</b>	\$300	Saskatoon Juggling Club 1.5-2hrs 1 juggler, interacting & a performance	<b>Pet Rescue Donations</b>	\$300	Donate \$100-150 for 1 cat rescue and 1 dog rescue group to attend
<b>fireworks</b>	\$200	10-15 minutes of fireworks, shot off from park by French School	<b>city permit</b>	\$30	city of saskatoon block party permit
<b>Meats</b>	\$500	beef & chicken burger for 600 ppl	<b>rent projector &amp; screen</b>	\$100	for the riders game
<b>Buns</b>	\$500	buns for 600 ppl	<b>car show incidentals</b>	\$70	rope, some type of stand to rope off the cars, maybe some signs
<b>Beverages</b>	\$250	drinks for 600 ppl	<b>Miscellaneous</b>	\$450	whatever else we, signage, maybe facility rental for bad-weather back up plan, just would be great to have a little extra on hand
<b>Rentals</b>		Snowcone \$75, popcorn \$100, cotton candy \$100			

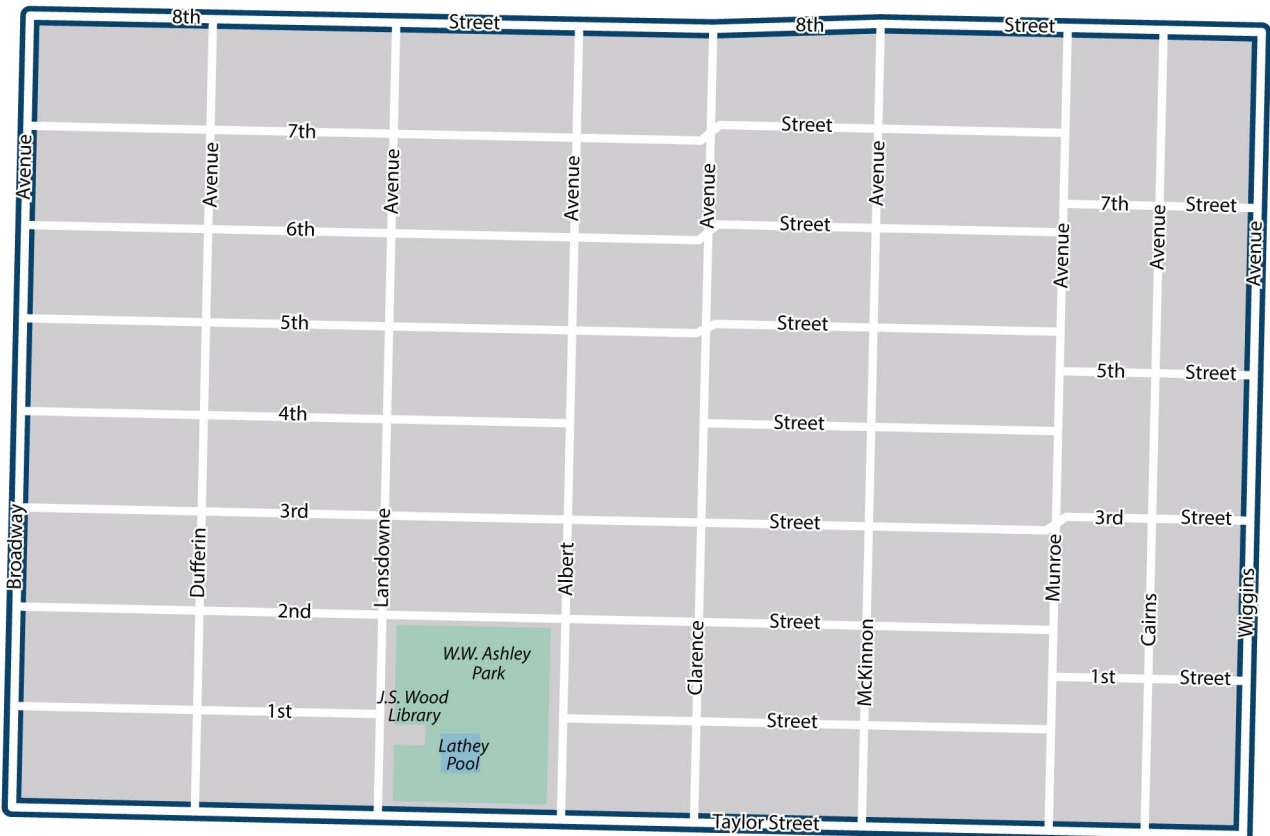
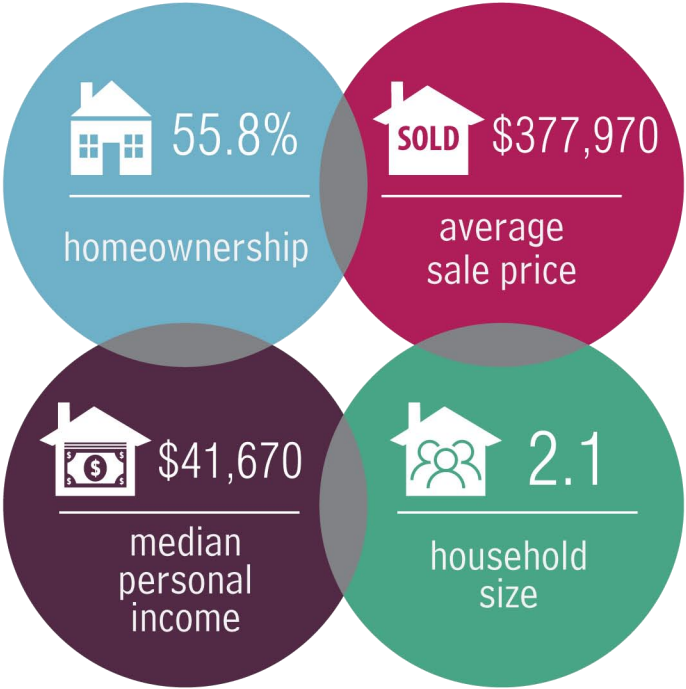
# Haultain

## MUNICIPAL WARD 6

 Population  
2,963



## COMMUNITY QUICK FACTS



## Household Structure

	2016
One-family households	665
Multiple-family households	15
Non-family households	655
Total lone-parent families	130
Total households	1330
Household size	2.1

Source: 2016 Census

## Age of Dwelling

	2016
Before 1960	62%
1961-1980	24%
1981-1990	5%
1991-2000	1%
2001-2005	2%
2006-2010	2%
2011-2016	5%

Source: 2016 Census

## Housing Affordability

	2019	2020
Median Multiple	4.11	3.98
Saskatoon	4.12	4.23
Haultain		

Note: Median Multiple of 3.0 & under is rated as "affordable"

Source: City of Saskatoon, Assessment & Taxation and RBC Economics Research

## Housing Costs

	2016
Average Owner's Major Payments	\$1,256
Average Gross Rent	\$1,109

Source: 2016 Census

## Housing by Tenure

	2016
Rented	44%
Owned	56%

Source: 2016 Census

## Dwelling Unit Count

	2020
Single Family	962 67%
Two Unit	362 25%
Multi-Unit	120 8%
<b>Total Dwellings</b>	<b>1444</b>
<b>Neighbourhood Area</b>	<b>104.0 hectares</b>
<b>Dwelling Units per Area</b>	<b>13.9 per hectare</b>

Source: City of Saskatoon, Planning & Development

## Real Estate Sales

2020	No. of Sales	Average Price
Condo Townhouse	0	\$ -
High Rise Apt Condo	0	\$ -
Low Rise Apt Condo	1	\$ 120,000
Semi-detached	0	\$ -
Semi-detached - two titles	3	\$ 533,000
Single Family Dwelling	75	\$ 375,208

Source: City of Saskatoon, Assessment & Taxation

## Park Space

2021	Hectares	Acres
<b>Total Park Area</b>	<b>2.8</b>	<b>6.9</b>
<b>Population per Park Area</b>	<b>1055.5</b>	<b>427.2</b>

Park Type: N - Neighbourhood D - District MD - Multi-district  
SU- Special Use I - Industrial

WW Ashley	D	2.8	6.9
-----------	---	-----	-----

Source: City of Saskatoon, Planning & Development

# HAULTAIN

## Voter Turn-out (%)

Provincial	2007	75%
Federal	2008	52%
Civic	2009	27%
Federal	2011	55%
Provincial	2011	54%
Civic	2012	32%
Federal	2015	72%
Provincial	2016	38%
Civic	2016	39%
Federal	2019	69%
Provincial	2020	57%
Civic	2020	34%

Source: City of Saskatoon, City Clerk's office; Elections Saskatchewan; and Elections Canada

## Licensed Home-Based Businesses

	2019	2020
Saskatoon	4958	5280
Haultain	64	75

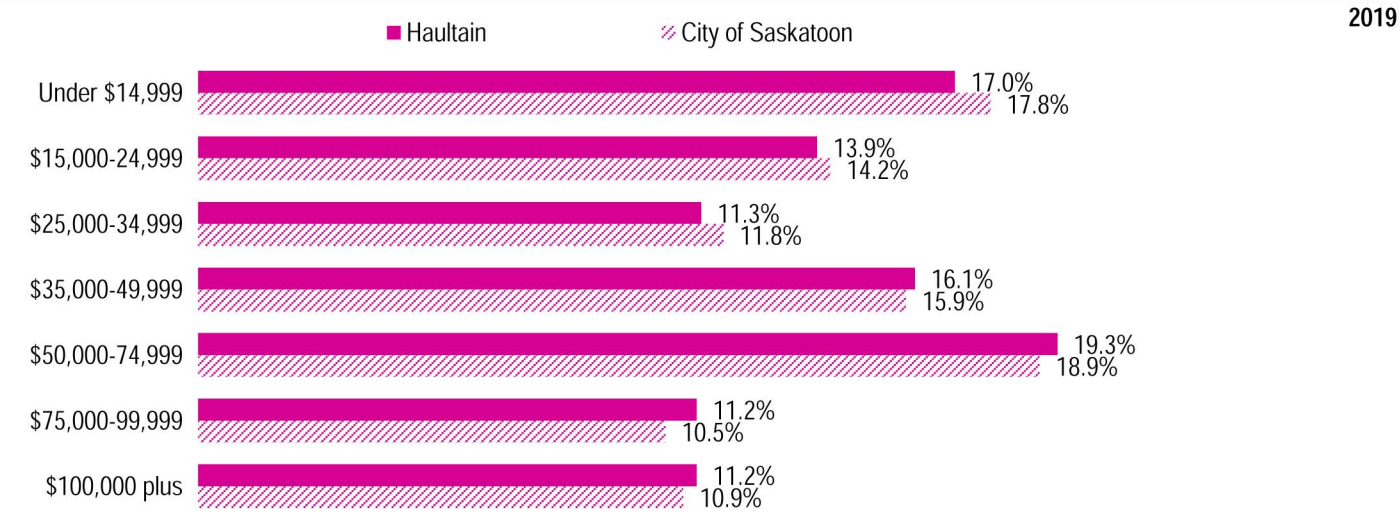
Source: City of Saskatoon, Business License Program

## Labour Force

	2019	
	Haultain	Saskatoon
Labour Force Participation Rate	74.0%	70.1%
Economic Dependency Ratio	15.0%	17.3%
Median Total Income (personal)	\$41,670	\$40,670
Provincial Index of Median Income (base=100)	106.40	103.90
Canadian Index of Median Income (base=100)	110.50	107.80

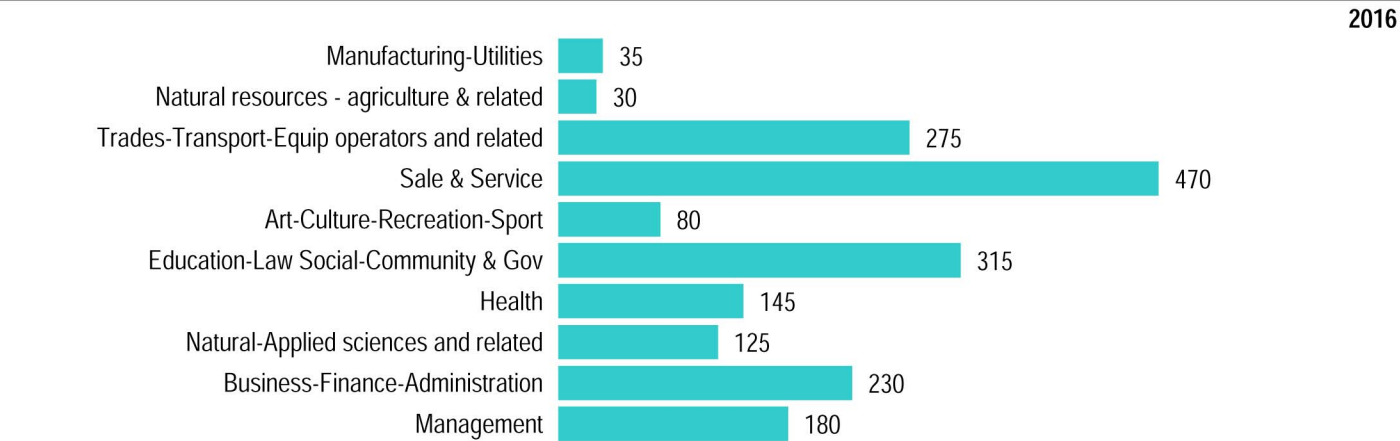
Source: Statistics Canada, Income Statistics Division, T1 Family File (T1FF) based on the final tax file, 2019

## Personal Income



Source: Statistics Canada, Income Statistics Division, T1 Family File (T1FF) based on the final tax file, 2019

## Major Occupation



Source: 2016 Census